

Up to 20 tons capacity

# Explorer

**Innovative system  
for handling heavy  
loads, safely**



Explorer is an innovative machine for handling loads up to 20 tonnes that combines the standard performance of Mouver's products with the new exclusive ELECTROmechanical drive.

It can work where others stop, overcoming small inclines and crossing uneven floors.

Reduced dimensions and weight allow it to be loaded into a car, van or stored in the underbody of a crane truck, leaving the platform free.



## Handle

easily small obstacles and light gradients. Safely and fast.



## Drive

on uneven floor thanks to its PRO-GRIP wheels coupled with Nylon wheels.



## Increase

your productivity thanks to its small dimensions that allow you to carry it with you at all times.

### Safe on inclines

Exclusive traction control for handling loads on slight inclines.

### Tilting support plate

Load is constantly applied on plate center; skate can handle inclines without losing ground contact.

### Grip and hold


Explorer's mixed wheels set up: PRO-GRIP polymer wheels and polyamide wheels.

### 4x4 traction

Full traction easily controlled by proportional radio remote control.

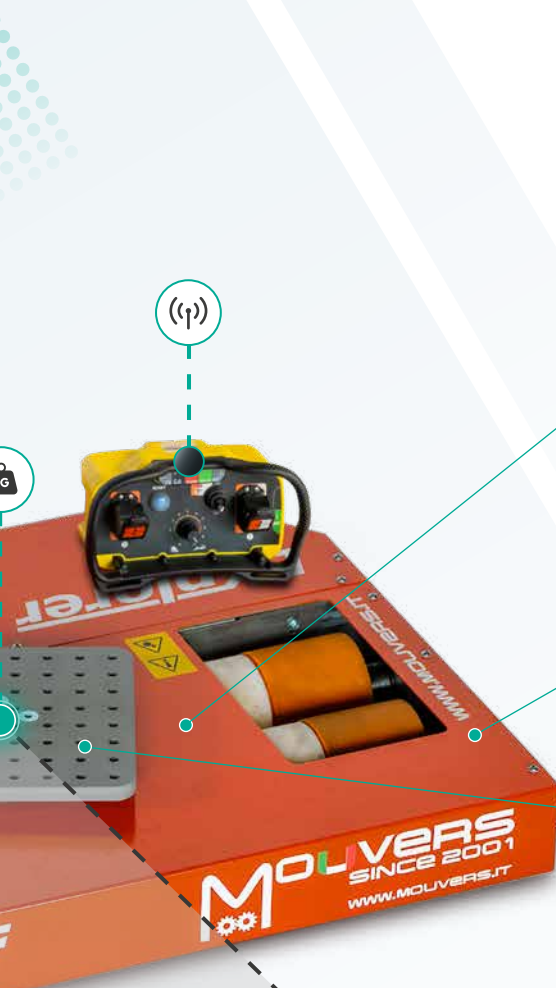
### Reduced turning diameter

Explorer rotates 360° on its own center, rotation diameter 1.020 mm only.



Load supp





**Powerful**

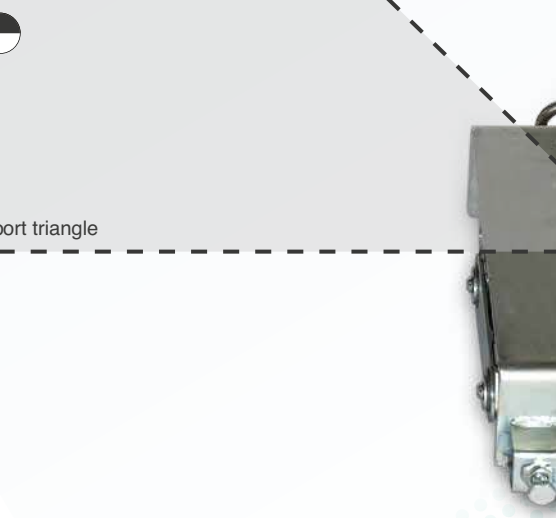
Exclusive ELECTROmechanical traction to overcome obstacles, slight inclines and crossing uneven floor.

**Compact**

Designed with a very small dimensions to fit everywhere.

**Hold it tight!**

suitable threaded holes to hold the load safely under any condition.



**Lightweight and compact**

RT-L rear rollers , extremely light but sturdy. Loading height of 15,5 cm , supplied with a connection bar for guarantee the parallelism.

**Swinging wheelsets**

New design wheelset swinging system to ensure correct ground contact on slopes.







### Explorer (body)

Max speed, m/min	6.5
Payload on support plate, ton	8
Gross weight, ton	20
Loading height, mm	155
Dimensions, mm	896 x 695 x h155
Dead weight, kg	130

- ✓ Monophase 230VAC, max consumption 12A Marechal® plug
- ✓ Automatic safety switch off
- ✓ Radio remote control
- ✓ Certified emergency stop circuit
- ✓ Power button
- ✓ Machine status LEDs
- ✓ SIL 3 certified emergency stop
- ✓ SIL 2 safety requirements compliant
- ✓ Proportional speed control

Rear rollers	RT-L 6	RT-L 9	RT-L 12
Payload (set of 2), ton	6	9	12
Loading height, mm	155	155	155
Dimensions, mm	160 x 425	240 x 425	320 x 425
Dead weight (each), kg	17	25	33

Marechal® is a registered trademark and belongs to MARECHAL ELECTRIC



For additional info call:  
**+39 049 5806578**



or email:  
**sales@mouvers.it**



**MOUVERS**  
MACHINERY MOVING EQUIPMENT

Mouvers srl  
Via dell'Industria, 20 | 35020 Brugine (PD) ITALY

+39 049 5806578      sales@mouvers.it  
www.mouvers.it      P.IVA 03585130283

